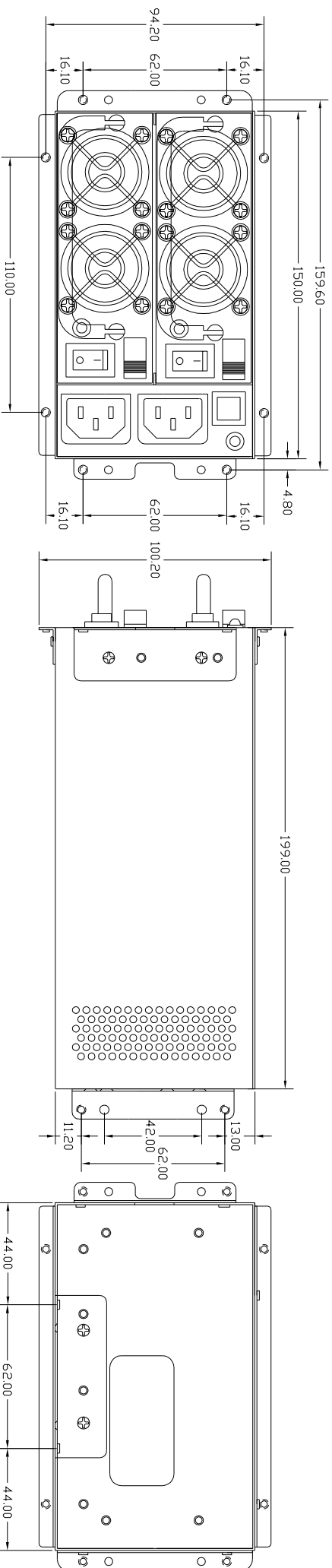
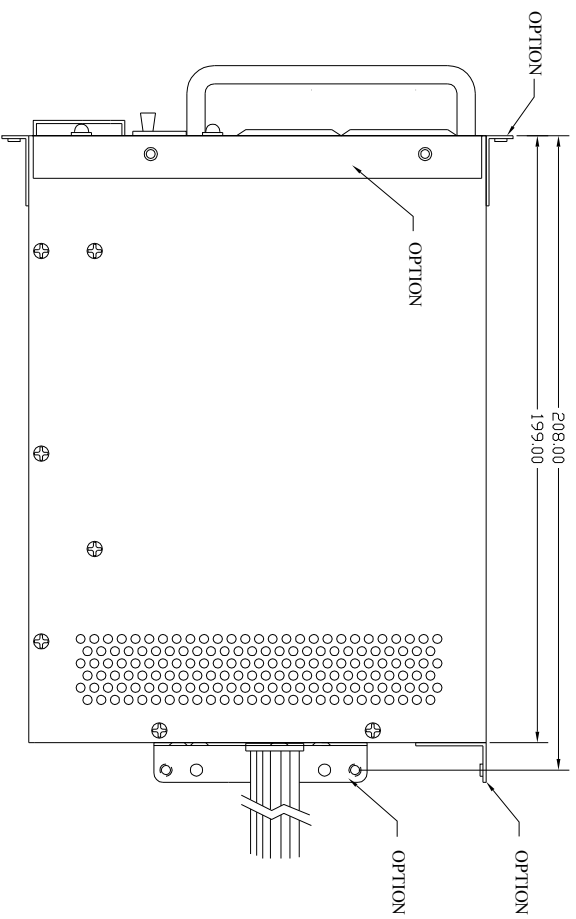


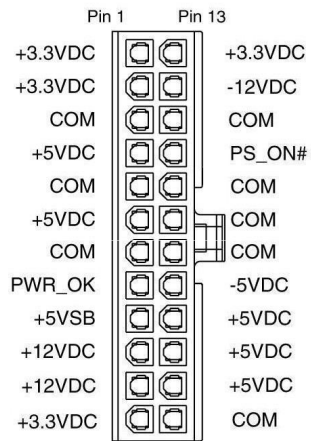
REVISIONS			
REV	DESCRIPTION	SIGN	DATE



TOLERANCES	MATERIAL	UNIT	PART NO
X = +/- 0.25	REMARK	mm	TC-XXXXR8A
XX = +/- 0.100	APPD	1:1	MODEL
⊕	CKD	DRAWN	NAME
∠	DATE	SHEET	DF

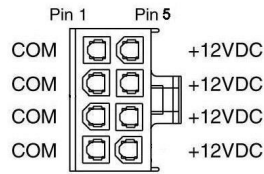


PINOUPS OF CONNECTORS

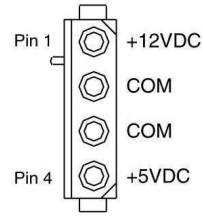


Main Power Connector

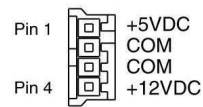
- | | | |
|-----------------------|------------------------|--------------------|
| +12V = yellow | +5VSB = brown | -5V = white |
| +5V = red | PS_ON# = gray | -12V = blue |
| +3.3V = purple | PWR_OK = orange | COM = black |



+12V 8P Power Connector



Peripheral Power Connector



Floppy Drive Power Connector

